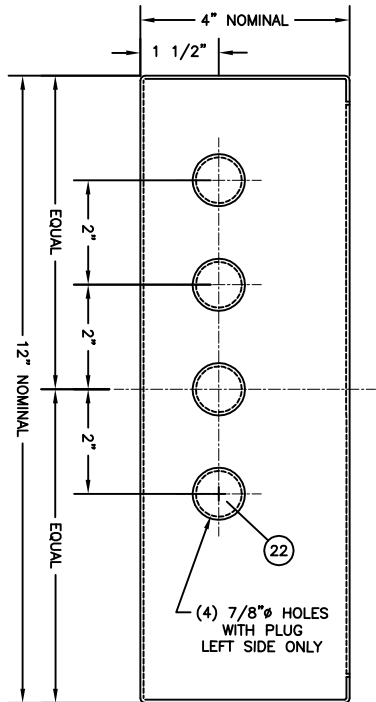
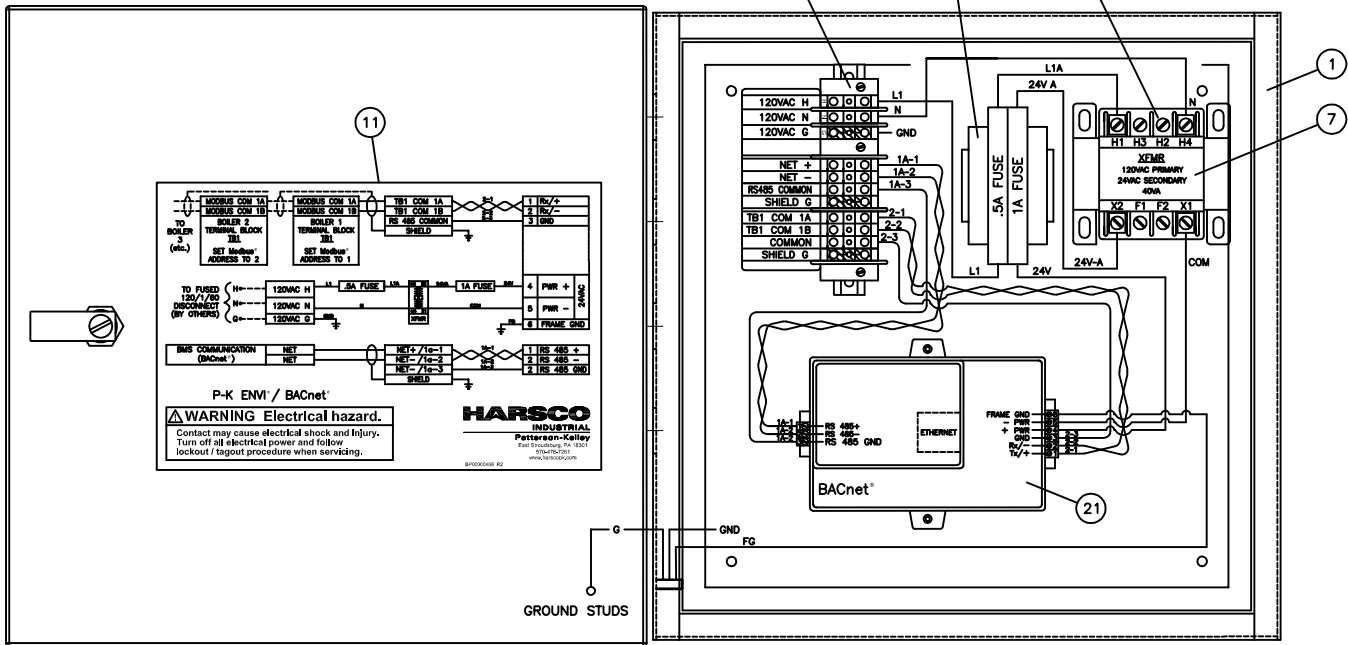


FRONT VIEW
DOOR



LEFT SIDE VIEW
DOOR OPEN



FRONT VIEW
DOOR OPEN

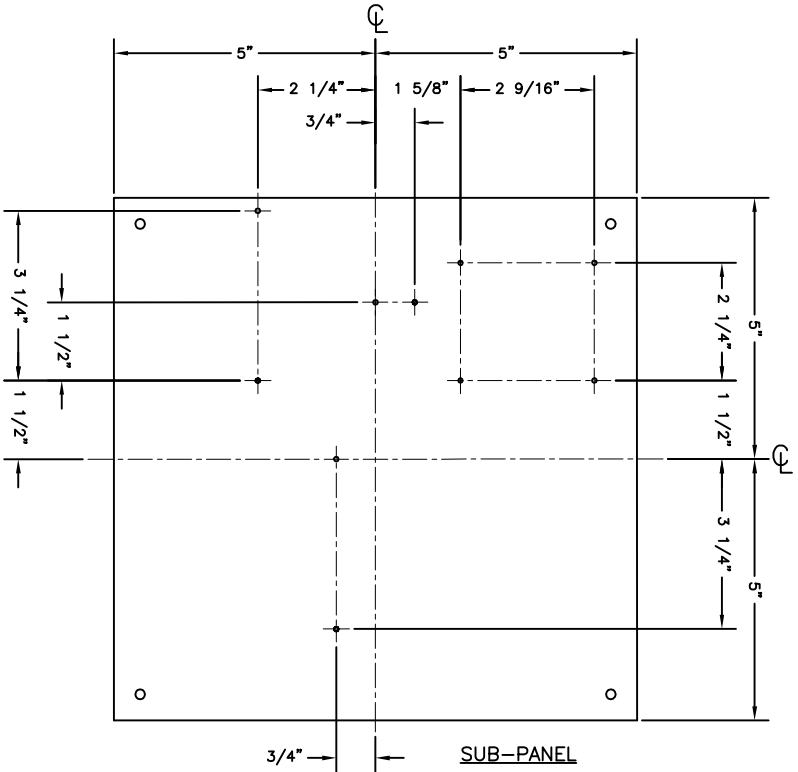
WIRE #	FROM	END 1	TO	END 2	GAUGE	COLOR
L1	TERMINAL STRIP 120VAC H	FERRULE	FUSEHOLDER .5A (BOTTOM)	FERRULE	18	BLACK
L1A	FUSEHOLDER .5A (TOP)	FERRULE	TRANSFORMER H1	FERRULE	18	BLACK
N	TERMINAL STRIP 120VAC N	FERRULE	TRANSFORMER H4	FERRULE	18	WHITE
GND	TERMINAL STRIP 120VAC G	FERRULE	ENCLOSURE GROUND STUD	EYE	18	GREEN
G	ENCLOSURE GROUND STUD	EYE	DOOR GROUND STUD	EYE	18	GREEN
2-1	TERMINAL STRIP TB1 COM 1A	FERRULE	PIN 1 / Tx/+	FERRULE	22*	ORANGE
2-2	TERMINAL STRIP TB1 COM 1B	FERRULE	PIN 2 / Rx/-	FERRULE	22*	WHITE
2-3	COMMON	FERRULE	PIN 3 / GND	FERRULE	22	GRAY
	TERMINAL STRIP SHIELD G					
24V A	TRANSFORMER TERMINAL X2	FERRULE	FUSEHOLDER 1A (TOP)	FERRULE	18	RED
24V	FUSEHOLDER .5A (BOTTOM)	FERRULE	PIN 4 / + PWR	FERRULE	18	RED
COM	TRANSFORMER TERMINAL X1	FERRULE	PIN 5 / - PWR	FERRULE	18	YELLOW
FG	ENCLOSURE GROUND STUD	EYE	PIN 6 / FRAME GND	FERRULE	18	GREEN
1A-1	TERMINAL STRIP NET +	FERRULE	PIN 1 / RS 485+	FERRULE	22*	BLACK
1A-2	TERMINAL STRIP NET -	FERRULE	PIN 2 / RS 485-	FERRULE	22*	RED
1A-3	TERMINAL STRIP RS485 COM	FERRULE	PIN 3 / RS 485 GND	FERRULE	22	GRAY
	TERMINAL STRIP SHIELD G					

* TWISTED PAIR

NOTE:
KEEP BOTH SETS OF TWISTED PAIR WIRES SEPARATE.
DO NOT BUNDLE WITH 120V OR 24V WIRES.

ITEM NO	QUANTITY / UM	PART NUMBER	DESCRIPTION
1	1.00 EA		JUNCTION_BOX,12"x12"x4",NEMA1
2	100.00 MM	2630000195	RAIL,DIN,15MMX5.5MM
3	8.00 EA	2630000191	TERM_BLK,DIN,ALTECH,CMT4
4	3.00 EA	2630000192	TERM_BLK,DIN,ALTECH,CGMT4,GND
5	3.00 EA	2630000193	TERM_BLK,DIN,ALTECH,CA602,END
6	5.00 EA	2630000190	PARTITION,ISOLATION,ALTECH,PPCMT4
7	1.00 EA		XFMR,ACME,CE01-0050,50VA
8	2.00 EA		FUSE_BLK,ALTECH,CAFL4U
9	1.00 EA		FUSE,1/4"x1-1/4",0.50AMP
10	1.00 EA		FUSE,1/4"x1-1/4",1.00AMP
11	1.00 EA		WIRING_DIAGRAM,BP00000468
12	2.00 EA		END_STOP,PHOENIX,CLIPFIX_35
13	2.00 IN		RAIL,DIN,35MM

THE BELOW ARE OBTAINED FROM HARSCO INDUSTRIAL, PATTERSON-KELLEY			
ITEM NO	QUANTITY/UM	PART NO	DESCRIPTION
21	1.00 EA	2600000643	CONV,PROTOCESSOR,BACNET,
22	4.00 EA	2600000150	PLUG,FINISH,FITS_7/8"ID,LOCKING,NON-VENT
23	1.00 EA	2300000236	LBL,SFTY,ELECTRICAL_HAZARD,ANSI-ISO
24	1.00 EA	2631000033	LBL,P-K,DOMED_INSERT,5.65"DIA
25	1.00 EA	1004905965	MAN,PROTOCESSOR_STARTUP_GUIDE



TITLE		PNL,PROTOCOL_CONVERTER,BACNET			
HARSCO INDUSTRIAL Patterson-Kelley East Stroudsburg, PA 18301 877-728-5551 www.harscopk.com		THIS DRAWING, INFORMATION AND THE SUBJECT MATTER THEREOF, ARE THE SOLE AND EXCLUSIVE PROPERTY OF HARSCO INDUSTRIAL, PATTERSON-KELLEY, EAST STROUDSBURG, PA, 18301 USA. IT MAY BE REPRODUCED BY THE PURCHASER OF THIS EQUIPMENT FOR THEIR INTERNAL USE ONLY. IT CANNOT BE DISTRIBUTED TO ANY OTHER FIRM OR PARTY WITHOUT WRITTEN CONSENT FROM OUR COMPANY.			
		BY	DATE	FILE SIZE	REFERENCE NUMBER
		JS	07-05-12		
		CHECKED	CE	07-06-12	
		APPROVED	CE	07-06-12	
				D	DRAWING NUMBER
					BP00000468
					REV
					A

A	MIGRATED REV. 2 TO WINDCHILL	VN	DCT	04/13/17
2	ECN #2425 - DELETE P/N-2630000109, REPLACE WITH P/N-2631000033.	VN	LSW	03/17/16
1	ADDED ITEM 25, STARTUP MANUAL, PER ECN 2069	JS	JS	07-26-12
REV	DESCRIPTION	BY	CHECK	DATE