



ST1250

Return Water Temperature

20° ΔT

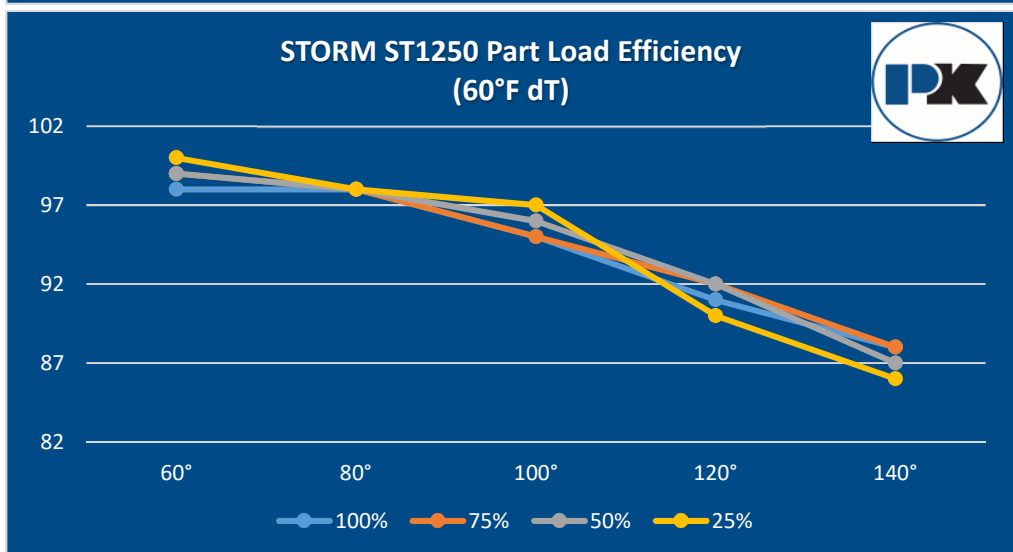
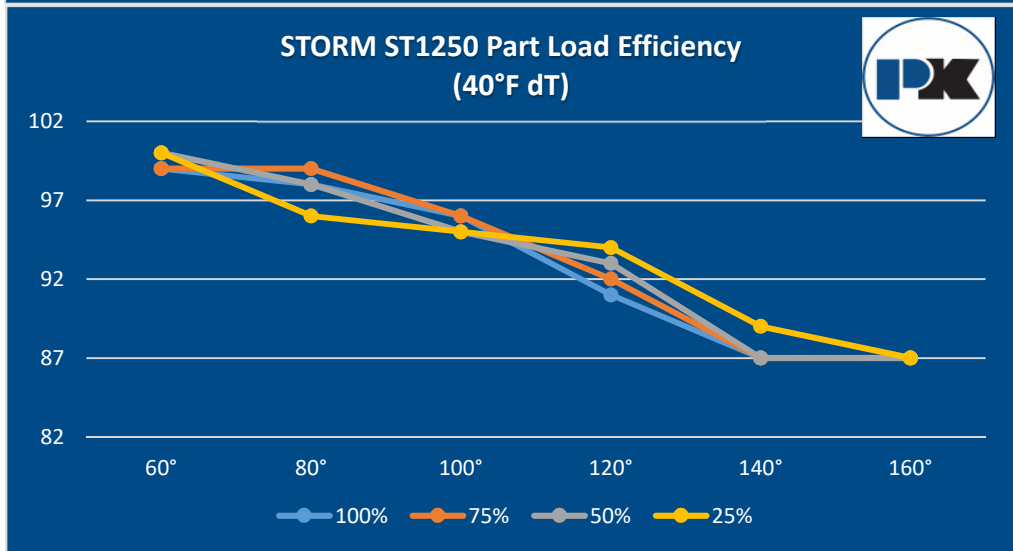
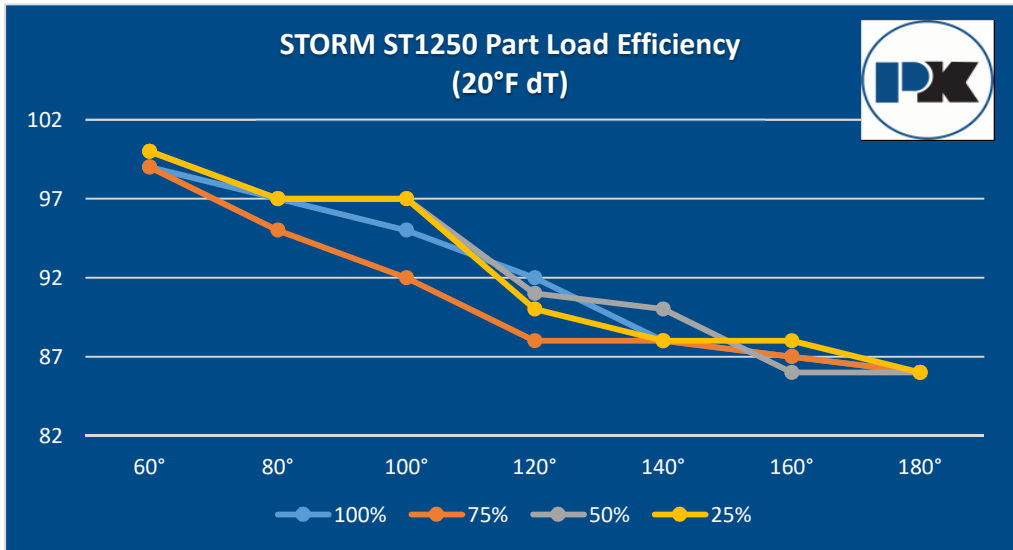
	60°	80°	100°	120°	140°	160°	180°	RPM	MBtu
100%	99	97	95	92	88	87	86		1250
75%	99	95	92	88	88	87	86		938
50%	100	97	97	91	90	86	86		625
25%	100	97	97	90	88	88	86		313

40° ΔT

	60°	80°	100°	120°	140°	160°	RPM	MBtu
100%	99	98	96	91	87	87		1250
75%	99	99	96	92	87	87		938
50%	100	98	95	93	87	87		625
25%	100	96	95	94	89	87		313

60° ΔT

	60°	80°	100°	120°	140°	RPM	MBtu
100%	98	98	95	91	88		1250
75%	99	98	95	92	88		938
50%	99	98	96	92	87		625
25%	100	98	97	90	86		313





ST1500

Return Water Temperature

20° ΔT

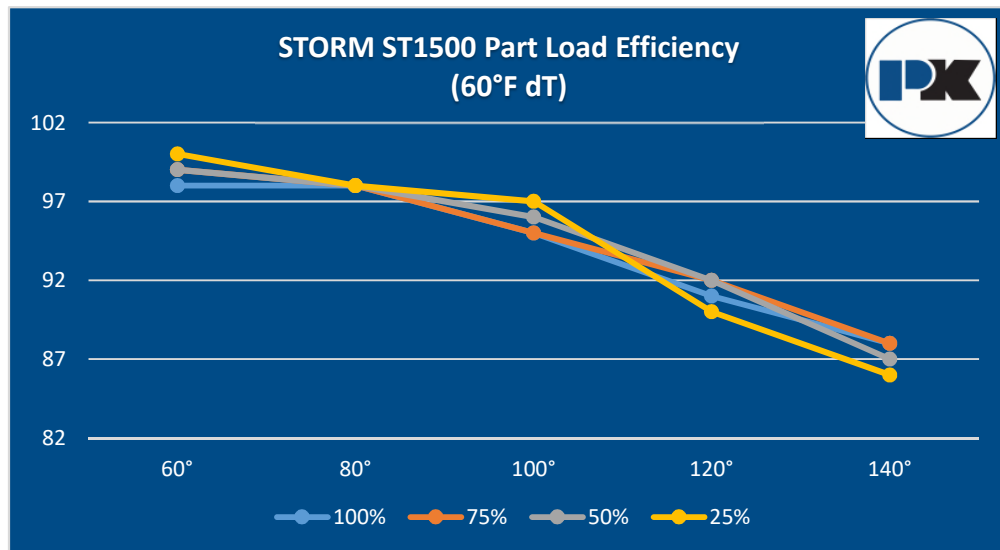
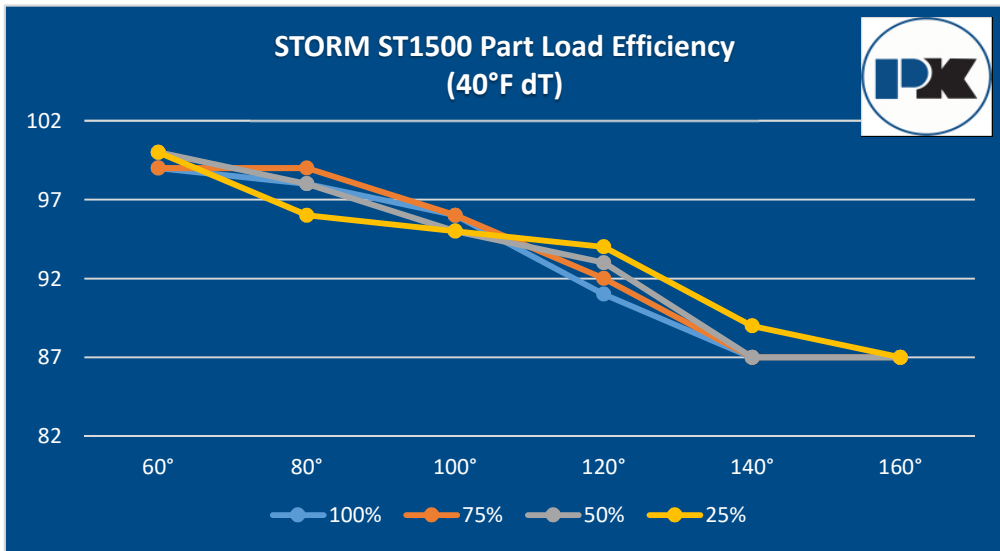
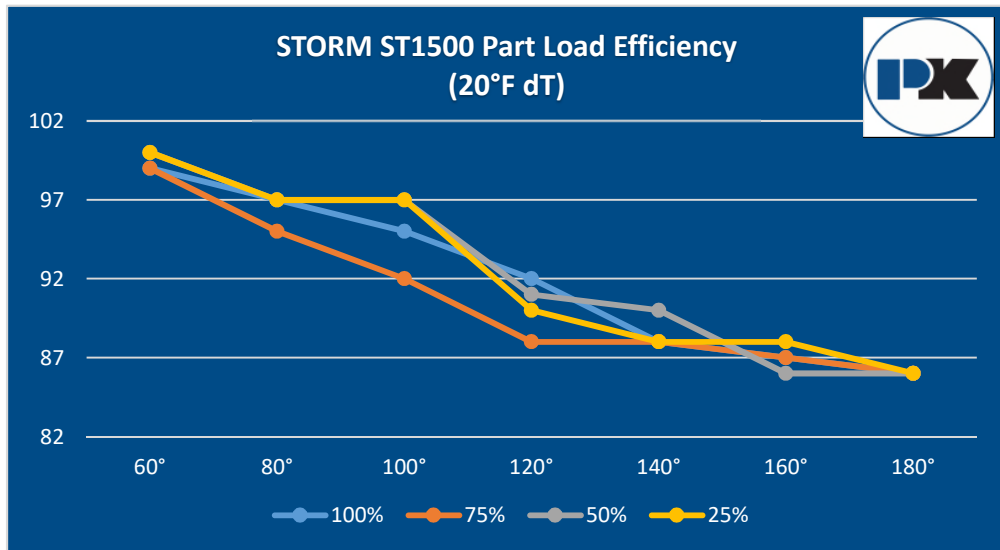
	60°	80°	100°	120°	140°	160°	180°	RPM	MBtu
100%	99	97	95	92	88	87	86		1500
75%	99	95	92	88	88	87	86		1125
50%	100	97	97	91	90	86	86		750
25%	100	97	97	90	88	88	86		375

40° ΔT

	60°	80°	100°	120°	140°	160°	RPM	MBtu
100%	99	98	96	91	87	87		1500
75%	99	99	96	92	87	87		1125
50%	100	98	95	93	87	87		750
25%	100	96	95	94	89	87		375

60° ΔT

	60°	80°	100°	120°	140°	RPM	MBtu
100%	98	98	95	91	88		1500
75%	99	98	95	92	88		1125
50%	99	98	96	92	87		750
25%	100	98	97	90	86		375





ST1750

Return Water Temperature

20° ΔT

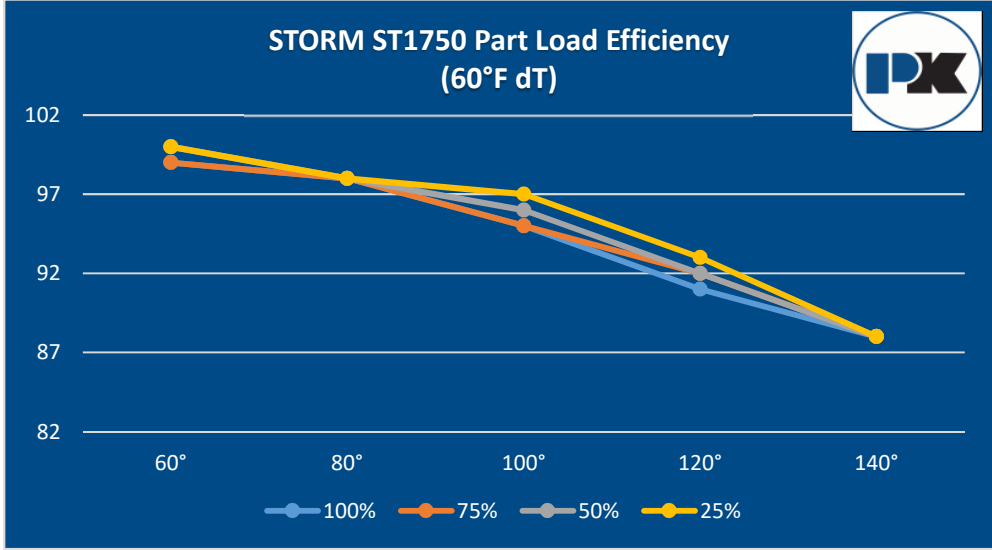
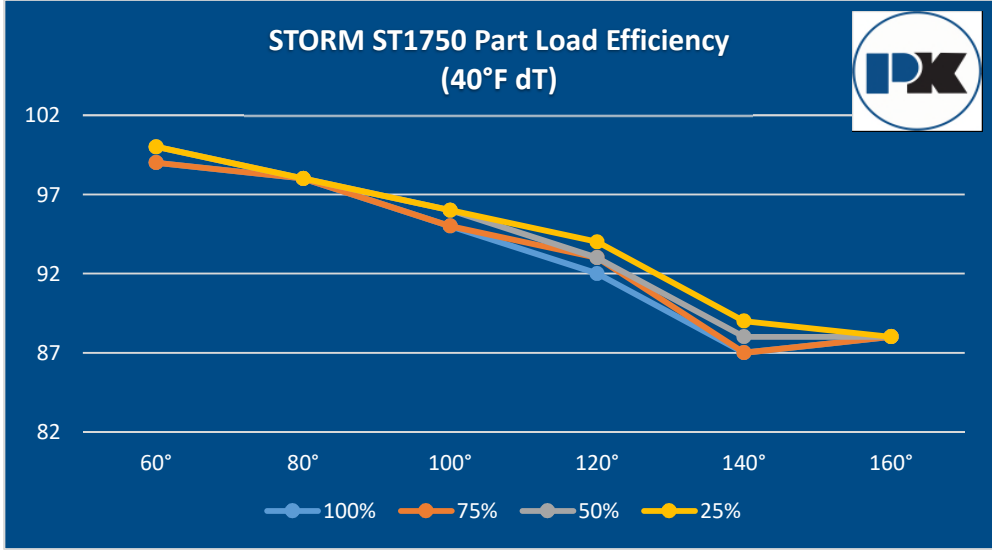
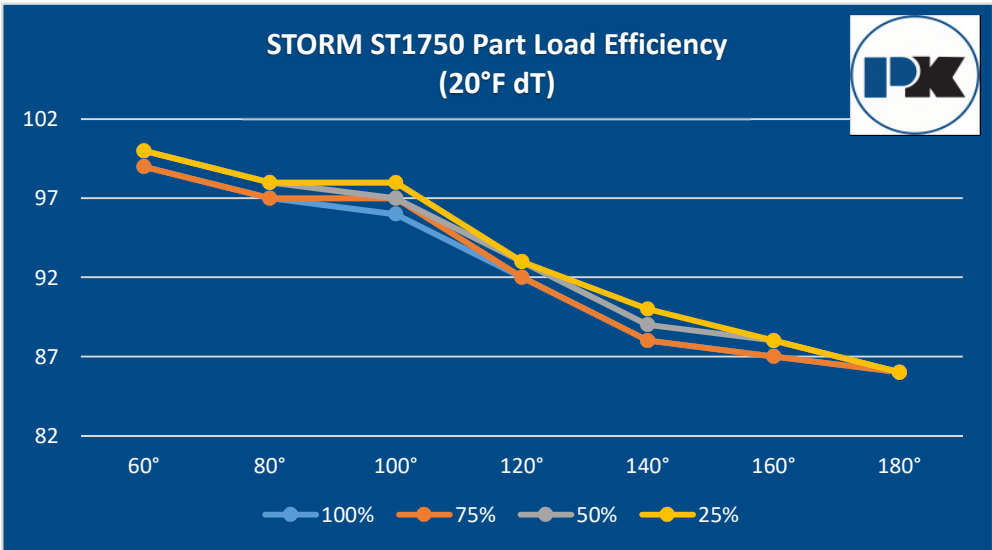
	60°	80°	100°	120°	140°	160°	180°	RPM	MBtu
100%	99	97	96	92	88	87	86		1750
75%	99	97	97	92	88	87	86		1313
50%	100	98	97	93	89	88	86		875
25%	100	98	98	93	90	88	86		438

40° ΔT

	60°	80°	100°	120°	140°	160°	RPM	MBtu
100%	99	98	95	92	87	88		1750
75%	99	98	95	93	87	88		1313
50%	100	98	96	93	88	88		875
25%	100	98	96	94	89	88		438

60° ΔT

	60°	80°	100°	120°	140°	RPM	MBtu
100%	99	98	95	91	88		1750
75%	99	98	95	92	88		1313
50%	100	98	96	92	88		875
25%	100	98	97	93	88		438





ST2000

Return Water Temperature

20° ΔT

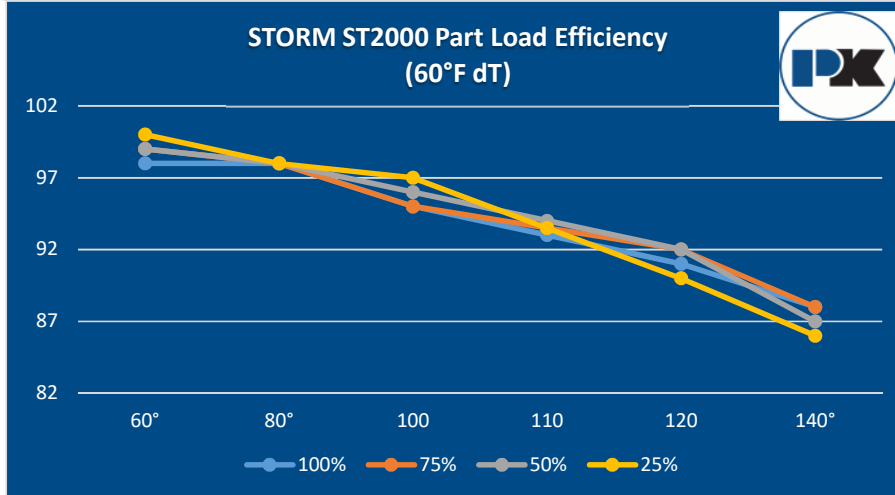
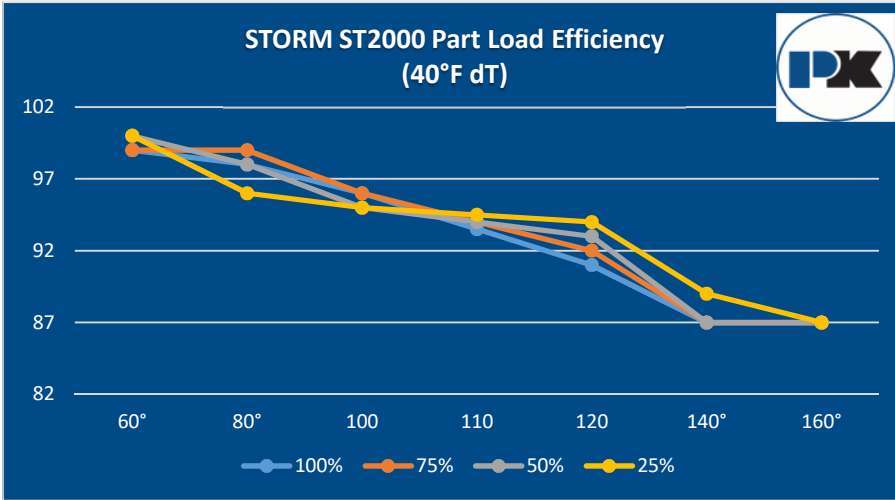
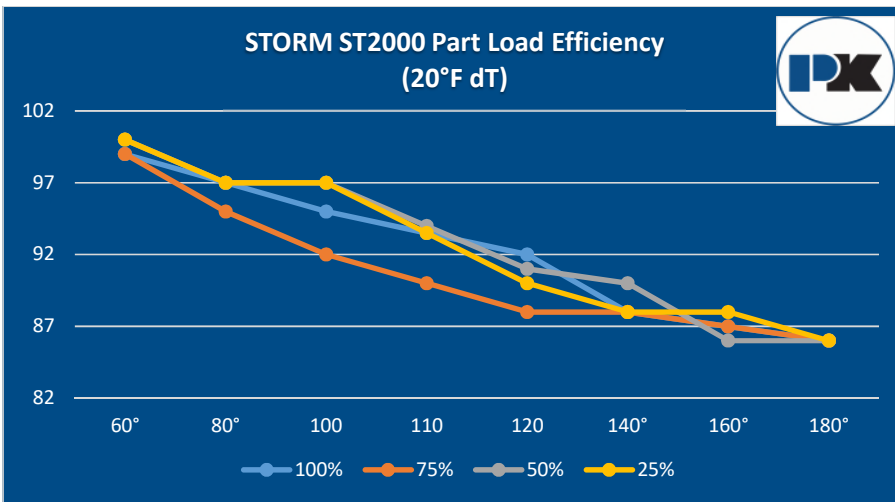
	60°	80°	100	110	120	140°	160°	180°	RPM	MBtu
100%	99	97	95	93.5	92	88	87	86		2000
75%	99	95	92	90	88	88	87	86		1500
50%	100	97	97	94	91	90	86	86		1000
25%	100	97	97	93.5	90	88	88	86		500

40° ΔT

	60°	80°	100	110	120	140°	160°	RPM	MBtu
100%	99	98	96	93.5	91	87	87		2000
75%	99	99	96	94	92	87	87		1500
50%	100	98	95	94	93	87	87		1000
25%	100	96	95	94.5	94	89	87		500

60° ΔT

	60°	80°	100	110	120	140°	RPM	MBtu
100%	98	98	95	93	91	88		2000
75%	99	98	95	93.5	92	88		1500
50%	99	98	96	94	92	87		1000
25%	100	98	97	93.5	90	86		500





ST2500

Return Water Temperature

20° ΔT

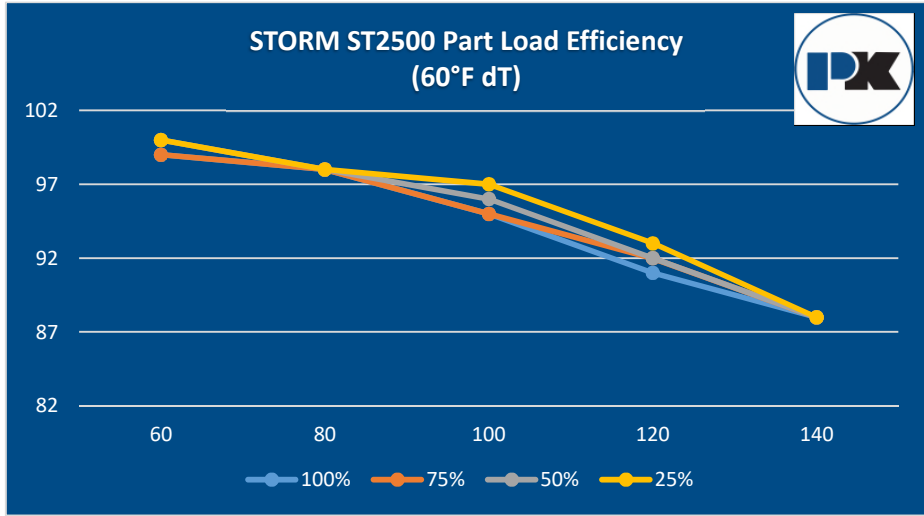
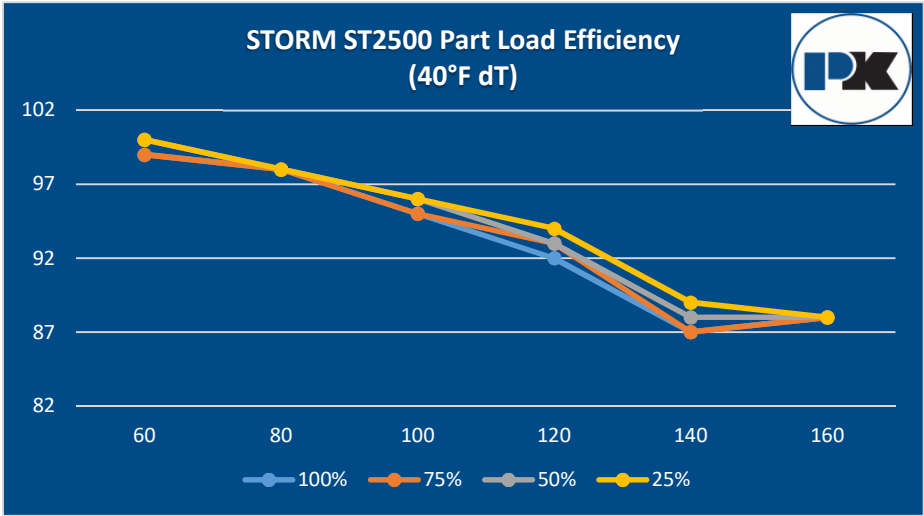
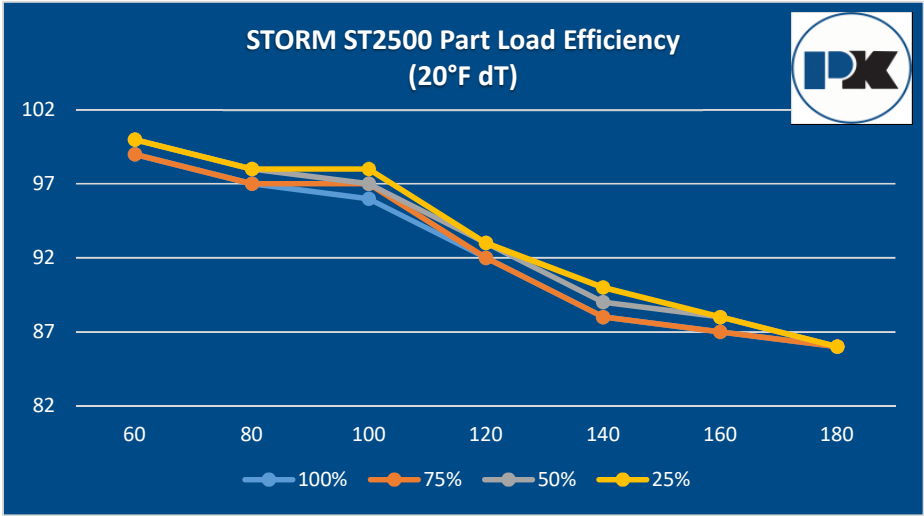
	60	80	100	120	140	160	180	RPM	MBtu
100%	99	97	96	92	88	87	86		2.5
75%	99	97	97	92	88	87	86		1.875
50%	100	98	97	93	89	88	86		1.25
25%	100	98	98	93	90	88	86		0.625

40° ΔT

	60	80	100	120	140	160	RPM	MBtu
100%	99	98	95	92	87	88		2.5
75%	99	98	95	93	87	88		1.875
50%	100	98	96	93	88	88		1.25
25%	100	98	96	94	89	88		0.625

60° ΔT

	60	80	100	120	140	RPM	MBtu
100%	99	98	95	91	88		2.5
75%	99	98	95	92	88		1.875
50%	100	98	96	92	88		1.25
25%	100	98	97	93	88		0.625





ST3000

Return Water Temperature

20° ΔT

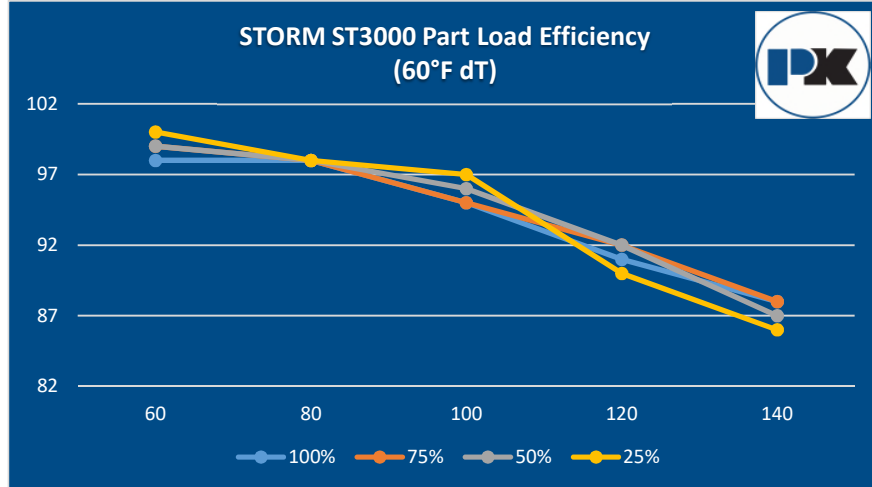
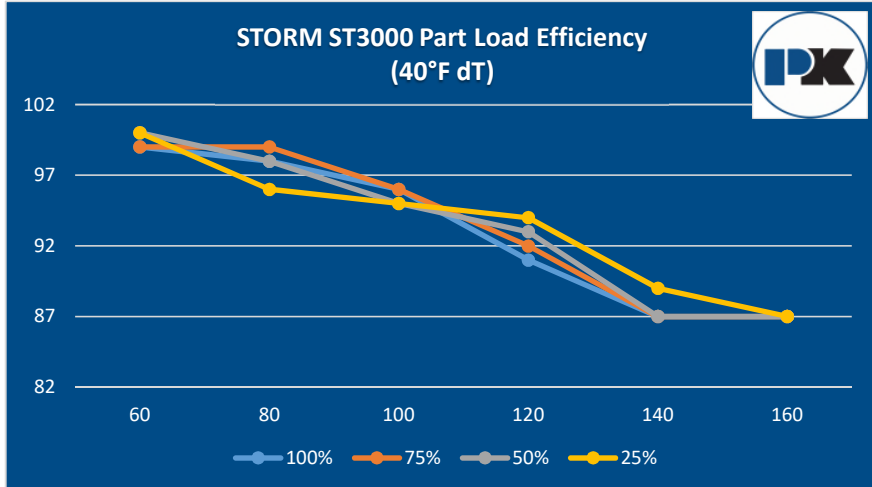
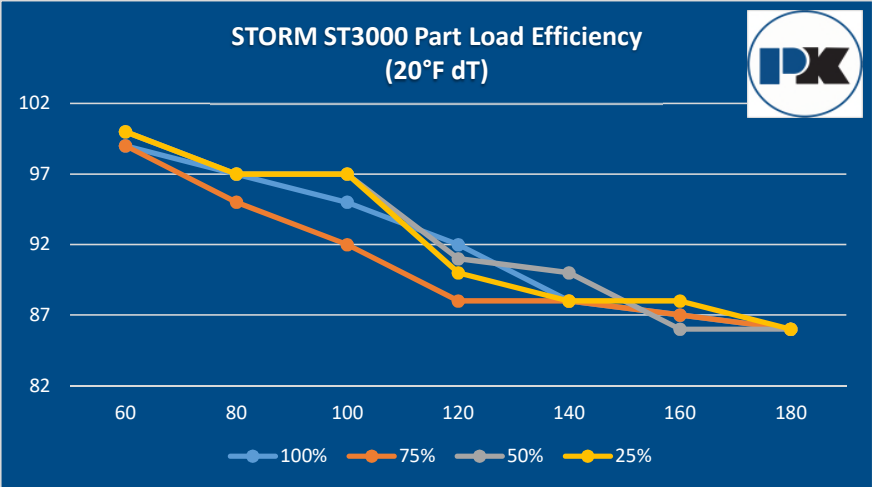
	60	80	100	120	140	160	180	RPM	MBtu
100%	99	97	95	92	88	87	86		3
75%	99	95	92	88	88	87	86		2.25
50%	100	97	97	91	90	86	86		1.5
25%	100	97	97	90	88	88	86		0.75

40° ΔT

	60	80	100	120	140	160	RPM	MBtu
100%	99	98	96	91	87	87		3
75%	99	99	96	92	87	87		2.25
50%	100	98	95	93	87	87		1.5
25%	100	96	95	94	89	87		0.75

60° ΔT

	60	80	100	120	140	RPM	MBtu
100%	98	98	95	91	88		3
75%	99	98	95	92	88		2.25
50%	99	98	96	92	87		1.5
25%	100	98	97	90	86		0.75





ST3500

Return Water Temperature

20° ΔT Water Temperature (°F)

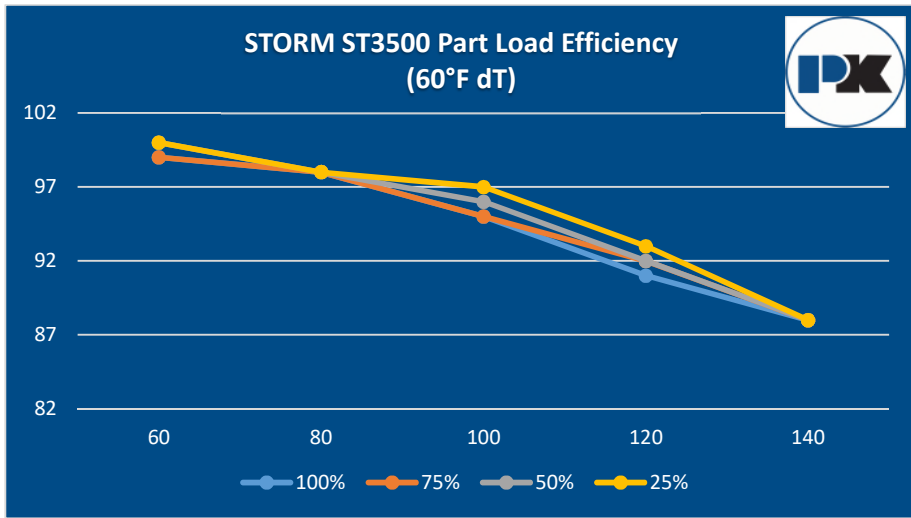
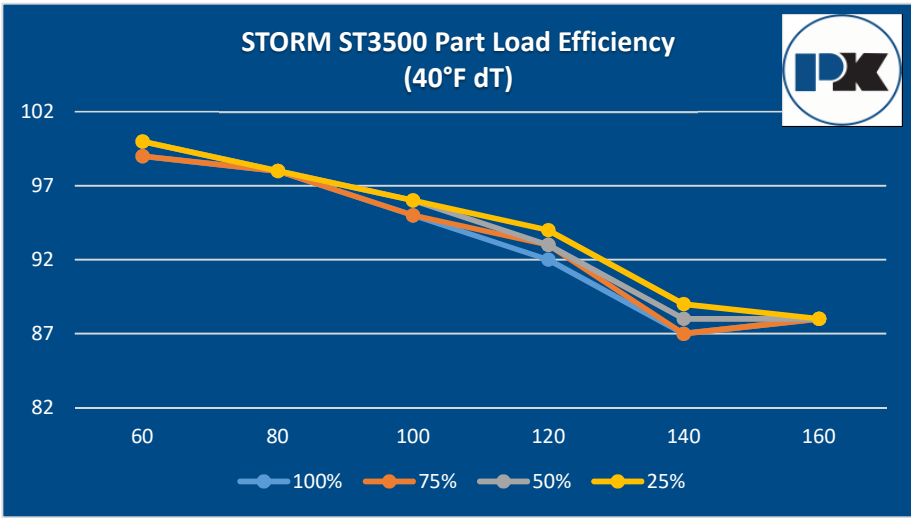
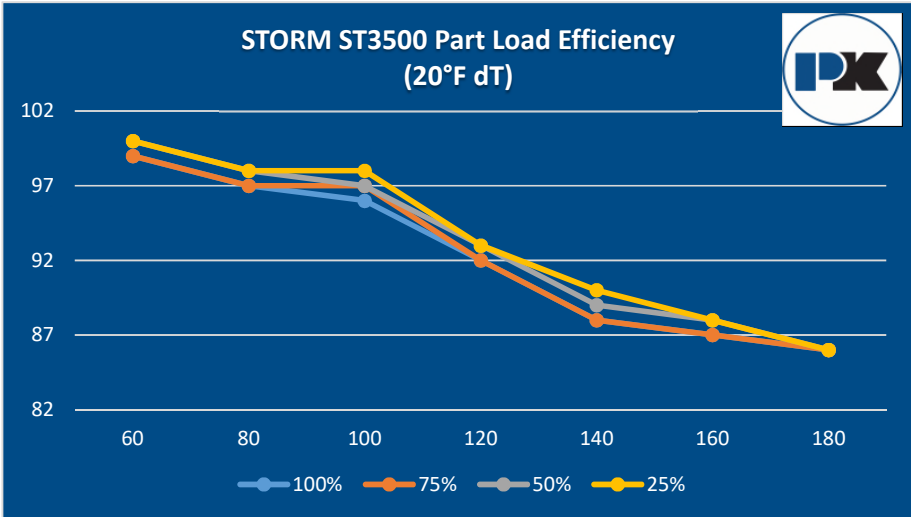
	60	80	100	120	140	160	180	RPM	MBtu
100%	99	97	96	92	88	87	86		3.5
75%	99	97	97	92	88	87	86		2.625
50%	100	98	97	93	89	88	86		1.75
25%	100	98	98	93	90	88	86		0.875

40° ΔT Water Temperature (°F)

	60	80	100	120	140	160	RPM	MBtu
100%	99	98	95	92	87	88		3.5
75%	99	98	95	93	87	88		2.625
50%	100	98	96	93	88	88		1.75
25%	100	98	96	94	89	88		0.875

60° ΔT Water Temperature (°F)

	60	80	100	120	140	RPM	MBtu
100%	99	98	95	91	88		3.5
75%	99	98	95	92	88		2.625
50%	100	98	96	92	88		1.75
25%	100	98	97	93	88		0.875





ST4000

Return Water Temperature

20° ΔT Water Temperature (°F)

	60	80	100	110	120	140	160	180	RPM	MBtu
100%	99	97	95	93.5	92	88	87	86		4
75%	99	95	92	90	88	88	87	86		3
50%	100	97	97	94	91	90	86	86		2
25%	100	97	97	93.5	90	88	88	86		1

40° ΔT Water Temperature (°F)

	60	80	100	110	120	140	160	RPM	MBtu
100%	99	98	96	93.5	91	87	87		4
75%	99	99	96	94	92	87	87		3
50%	100	98	95	94	93	87	87		2
25%	100	96	95	94.5	94	89	87		1

60° ΔT Water Temperature (°F)

	60	80	100	110	120	140	RPM	MBtu
100%	98	98	95		91	88		4
75%	99	98	95		92	88		3
50%	99	98	96		92	87		2
25%	100	98	97		90	86		1

